

long life time


shadow free

flexible to use

no heating

easy mounting


low voltage



Chamber **LED** Light

SURFACE




Chamber *LED Lights* – See The Difference



CF 35 beamer



CF 35 camera light



Chamber *LED Lights* – Available Versions

Flange	Type	OD [mm]	Height [mm]	max. Angle	Voltage
CF 35	window	45	15	60°	24
CF 35	beamer	45	15	60°	24
CF 63	window	115	15	60°	24
CF 100	window	150	15	60°	24
CF 150	window	200	15	60°	24

SURFACE **LED Lights** are based on the most powerful white LED technology with highest lumen output. The LEDs have extremely low heat losses, so they can safely be mounted directly onto glass viewports.

The **LED Lights** are easy to handle and fit to any UHV chamber. They can be supported by all standard window orientations on the chamber.

The window type **LED Lights** keep the viewport available and ensure perfect illumination from the direction of view.

The **LED Lights** are supplied with 24 VDC, a very common control voltage readily available on most UHV systems.

Available options:

- 24 V power supply to feed up to 5 CF150 **LED Lights**.
- Clamps to fix the **LED Light** onto flanges with negative angle orientation (vertical viewport or viewport facing downwards).

SURFACE

Regional Sales Agent:

SURFACE systems + technology GmbH + Co KG Phone: +49 24 33 - 97 03 05
 Rheinstr. 7 D - 41836 Hueckelhoven Fax: +49 24 33 - 97 03 02
 www.surface-tec.com email: info@surface-tec.com